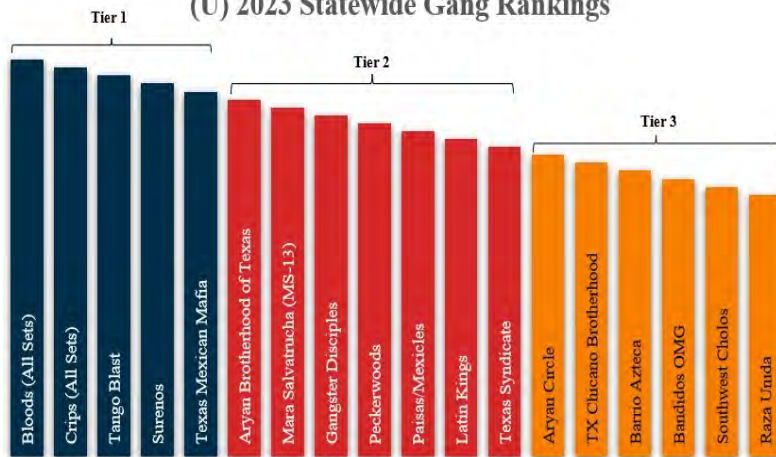




FY2024 OIG Security Intelligence Information

Executive Summary: According to the Texas Department of Public Safety (TxDPS) 2023 Annual Texas Gang Threat Assessment, gangs and organized criminal enterprises are responsible for high levels of violence throughout the state, such as murder, sex trafficking, armed robbery, and aggravated assault. Texas gangs are heavily involved in the trafficking of methamphetamines, heroin, cocaine, and marijuana, and will often work with each other regardless of race or ideology in order to profit from the trafficking of drugs. The Office of Inspector General (OIG) investigates allegations of gang and organized criminal activity at state facilities or programs operated by the Texas Juvenile Justice Department (TJJJ). The OIG attempts to identify and confirm gang affiliation and membership according to the guidelines provided in the Texas Code of Criminal Procedure, as well as determine if any criminal, critical, or serious incidents were motivated or caused by gang membership or affiliation. Though juvenile gangs in the TJJJ correctional environment may take inspiration from some street or adult related criminal activity, the gang culture in TJJJ is unique and differs in the types of criminal activity as well as the severity of the offenses. This report is an overview of the gangs found in TJJJ, as well their membership, and types of activity.

(U) 2023 Statewide Gang Rankings



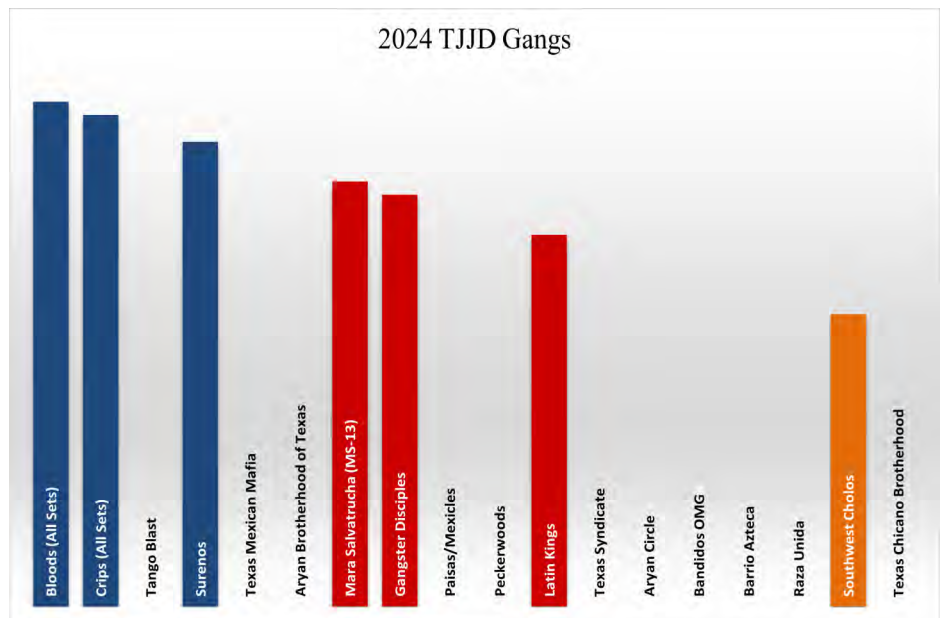
Note: This chart represents the threat posed by the various gangs on a statewide level and does not necessarily represent the greatest gang threat in any particular region. All gangs are denoted as collective groups statewide although some may operate as completely independent cliques.

(U) Figure 1: Texas Fusion Center 2023 Gang Threat Rankings

*includes all associated sets/cliques

Note: This chart represents documented gangs under the purview of the Texas Juvenile Justice Department. Although, only a little over a third of the state wide threat groups are represented within TJJJ, three of the five Tier 1 threat groups can be found in TJJJ.

2024 TJJJ Gangs



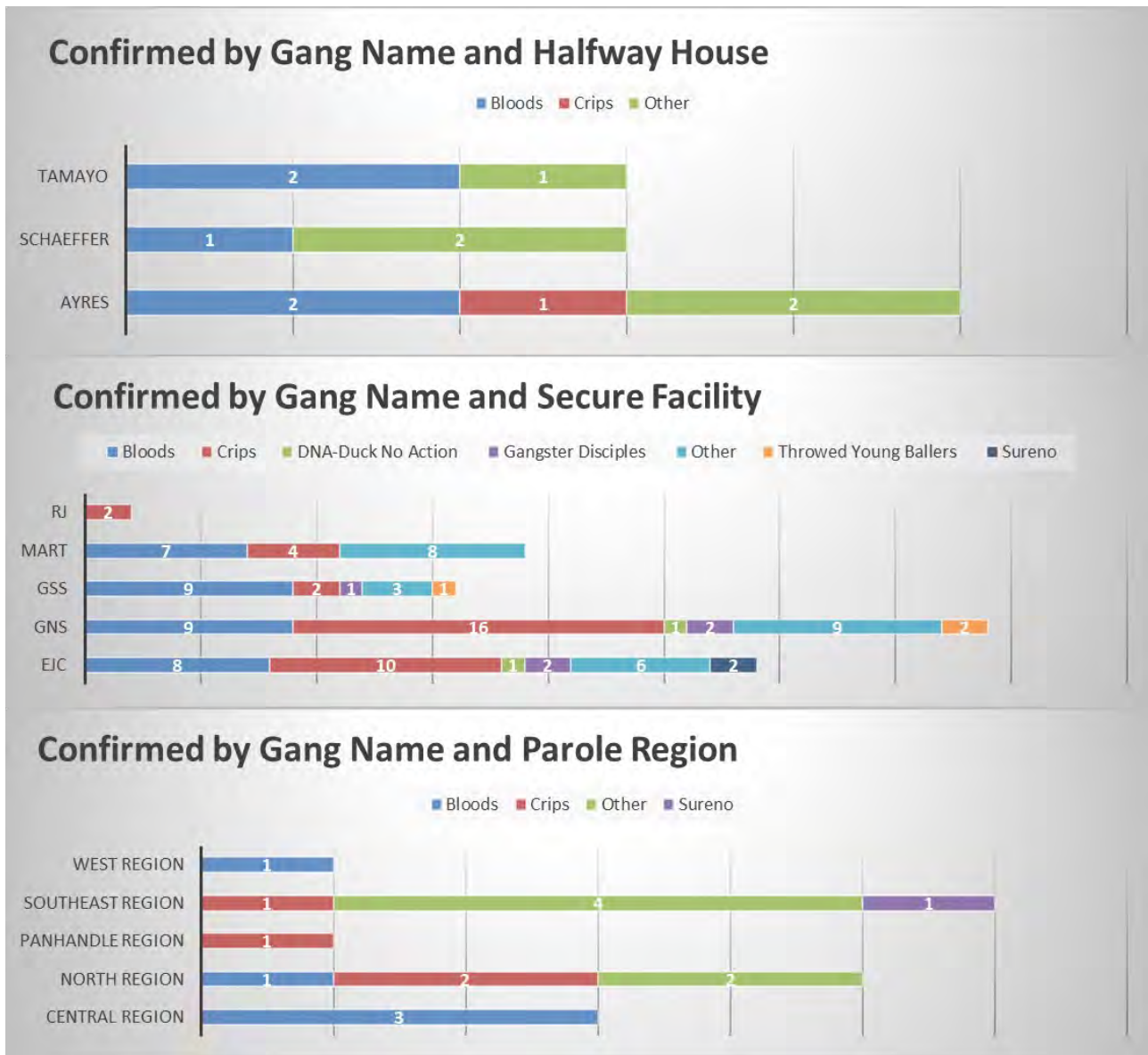


FY2024 OIG Security Intelligence Information

Gang Name	Confirmed	Percentage Affiliated
Bloods	39	30%
Crips	39	30%
DNA-Duck No Action	2	2%
Gangster Disciples	5	4%
MS-13 Mara Salvatrucha	1	1%
Other	36	28%
Thrown Young Ballers	3	2%
Sureno	3	2%
Grand Total	128	100%

Analysis: Three criminal Tier I street gangs (Bloods, and the Crips) account for almost 62% of the confirmed gang members in the TJJD facilities and programs. Just over one quarter of the OIG confirmed gang members belong to a gang that is not in Tier I-III.

Analysis: These charts demonstrate the location and assignment of the OIG confirmed gang members in secure facilities, halfway houses, and on parole. No one specific facility houses gang members.

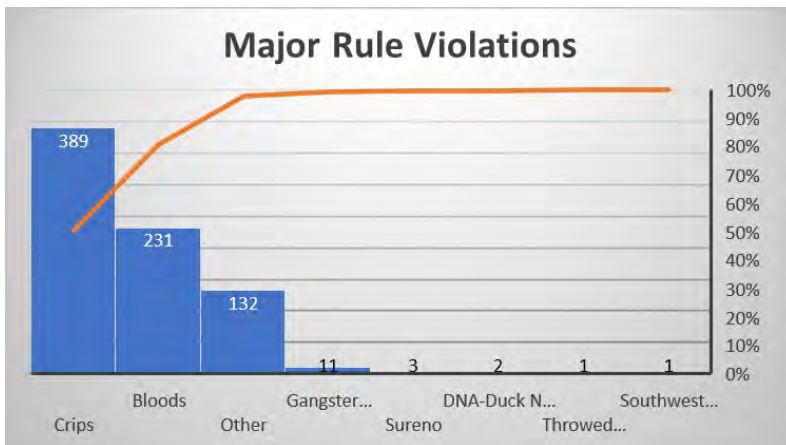




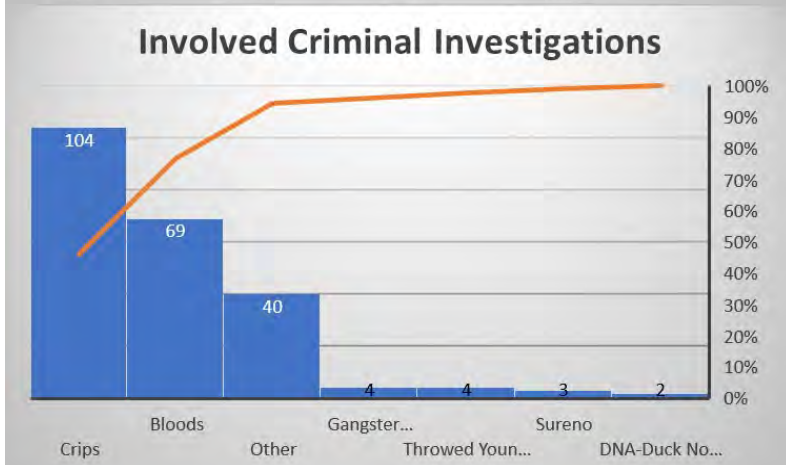
FY2024 OIG Security Intelligence Information

Gang Name	Proven LVL2	Open Cases	Cases Involved	Convictions	Confirmed Members
Bloods	213	1	69	0	39
Crips	389	3	104	0	39
DNA-Duck No Action	2	0	2	0	2
Gangster Disciples	11	0	4	0	5
MS-13 Mara Salvatrucha	0	0	0	0	1
Other	132	1	40	0	35
Thrown Young Ballers	1	0	4	0	3
Sureno	3	0	3	0	3
Southwest Cholos	1	0	0	0	1
Grand Total	1501	5	226	20	128

Note: During this timeframe, the TJJJD population accumulated 12,521 Major Rule Violations that were proven in a TJJJD Level II hearing, which is a due process administrative hearing conducted by a hearing specialist or case manager. Confirmed gang members documented by the OIG Security Intelligence Program accounted for 12% of those violations. Of the confirmed gang members, 112 of 128 committed a Major Rule Violation that was proven by a Level II hearing.



Note: Major violations include assaultive behavior on juvenile corrections staff or other TJJJD committed juveniles. It also could include sexual misconduct, robbery, theft, burglary, or possession of contraband such as a weapon or drugs. The OIG opens criminal investigations on many of these incidents, and presents criminal cases to the Special Prosecution Unit (SPU).





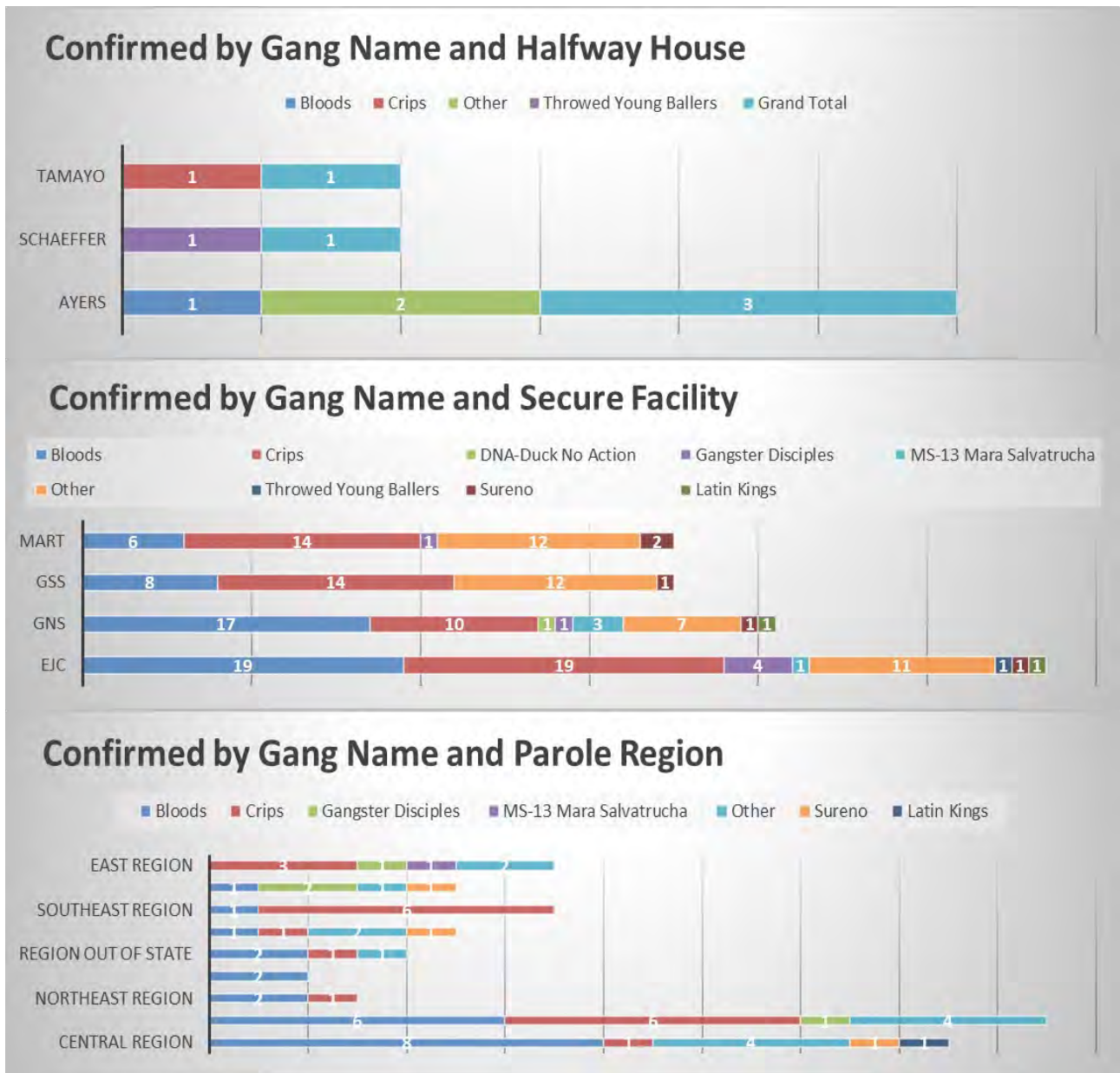
FY2024 OIG Security Intelligence Information

Gang Name	Suspected	Percentage Affiliated
Bloods	74	31%
Crips	77	32%
DNA-Duck No Action	1	0%
Gangster Disciples	10	4%
MS-13 Mara Salvatrucha	5	2%
Other	58	24%
Threwed Young Ballers	2	1%
Sureno	8	3%
Latin Kings	3	1%
Grand Total	238	100%

Analysis: Two criminal Tier I street gangs (Bloods, and the Crips) account for almost 63% of the suspected* gang members in TJJJ facilities and programs. About one quarter of the OIG affiliated gang members belong to a gang that is not in Tier I-III.

*Suspected gang members are juveniles for which an affirmative link between a documented criminal street gang has been established. Seventy percent of suspected gang members have self-admitted to being involved in criminal street gang activity.

Analysis: These charts demonstrate the location and assignment of OIG suspected gang members in secure facilities, halfway houses, and on parole. No one specific facility houses gang members.



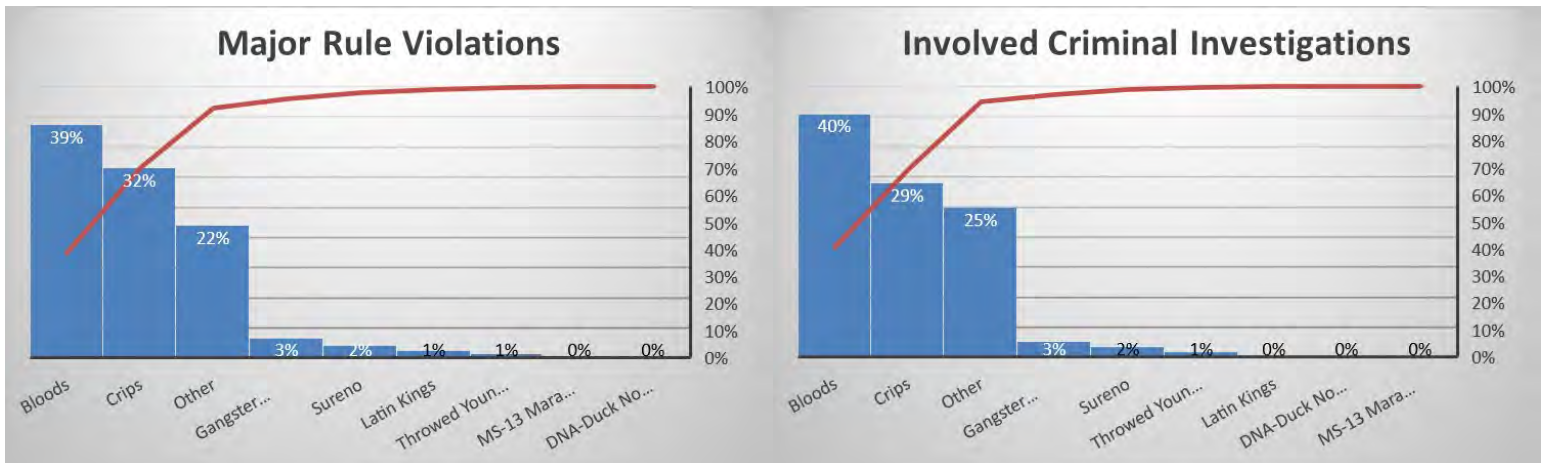


FY2024 OIG Security Intelligence Information

Gang Name	Proven LVL2	Open Cases	Cases Involved	Convictions	Confirmed Members
Bloods	508	17	183	0	74
Crips	343	6	131	0	77
DNA-Duck No Action	1	0	0	0	1
Gangster Disciples	42	1	12	0	10
MS-13 Mara Salvatrucha	4	0	0	0	5
Other	280	9	113	0	58
Threwed Young Ballers	16	1	4	0	2
Sureno	28	1	8	0	8
Latin Kings	15	0	1	0	3
Grand Total	1237	35	452	0	238

Note: During this timeframe, the TJJJ population accumulated 4,468 Major Rule Violations that were proven in a TJJJ Level II hearing, which is a due process administrative hearing conducted by a hearing specialist or case manager. Suspected gang members documented by the OIG Security Intelligence Program accounted for 19% of those violations. Of the suspected gang members, 124 of 182 committed a Major Rule Violation that was proven by a Level II hearing.

Note: Major violations include assaultive behavior on juvenile corrections staff or other TJJJ committed juveniles. It also could include sexual misconduct, robbery, theft, burglary, or possession of contraband such as a weapon or drugs. The OIG opens criminal investigations on many of these incidents, and presents criminal cases to the Special Prosecution Unit (SPU).





FY2024 OIG Security Intelligence Information

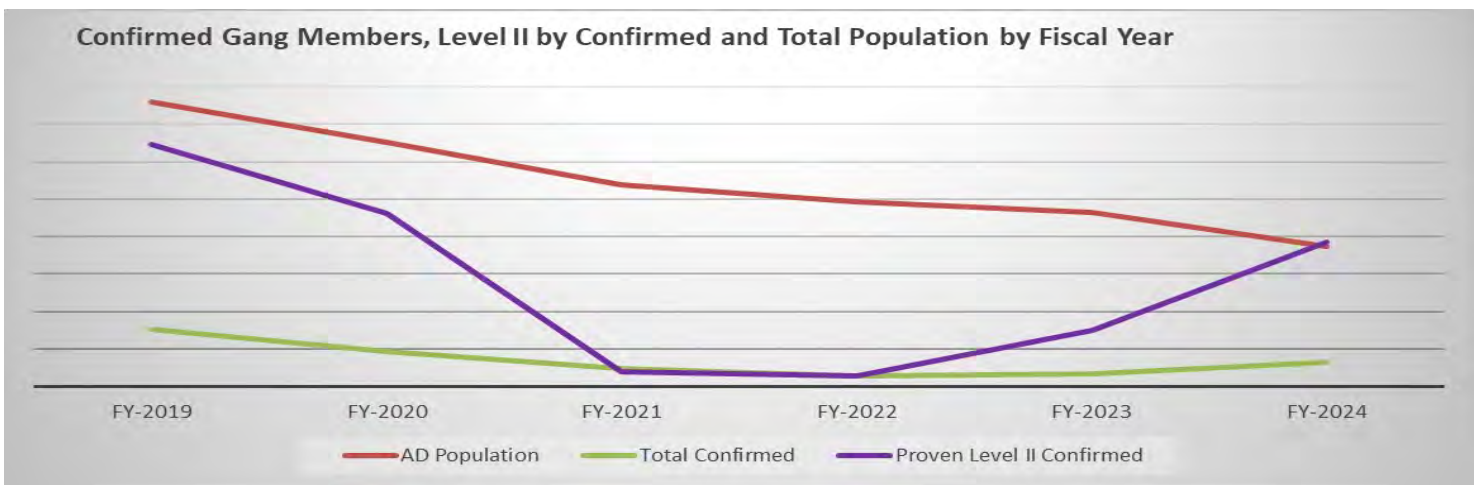
TJJJ Gang Trends

The TJJJ gang trends are based on the populations in secure facilities, halfway houses, and those that have transitioned to parole that were under the care of the TJJJ during the fiscal year listed. This chart includes all TJJJ committed juvenile offenders regardless of their length of stay or commitment status.

NOTE: These numbers also include those TJJJ committed juvenile offenders that were or on abscond/escape status, on furlough, in detention/jail, or out of state.

Fiscal Year	AD Population	Total Confirmed	Proven Level II Total	Proven Level II Confirmed	Percent Confirmed	Percent Level II
FY-2019	1518	306	5652	1291	20%	23%
FY-2020	1304	186	6819	921	14%	14%
FY-2021	1076	92	5531	76	9%	1%
FY-2022	984	52	4143	54	5%	1%
FY-2023	926	67	4468	299	7%	7%
FY-2024	746	128	6942	770	17%	11%

Note: Thirty-eight confirmed gang offenders have been discharged from TJJJ during fiscal year 2024 as of the time of this report.



NOTE: Since 2016 there has been a significant decline in the number of sustained Level II due process hearings involving OIG confirmed gang members. That decline diminished in 2018, and remained relatively proportional to the TJJJ population until FY23.



FY2024 OIG Security Intelligence Information



Chart 1: This chart depicts the total number of OIG confirmed gang members in TJJD programs as a percentage of the population in secure facilities, halfway houses, and on parole.

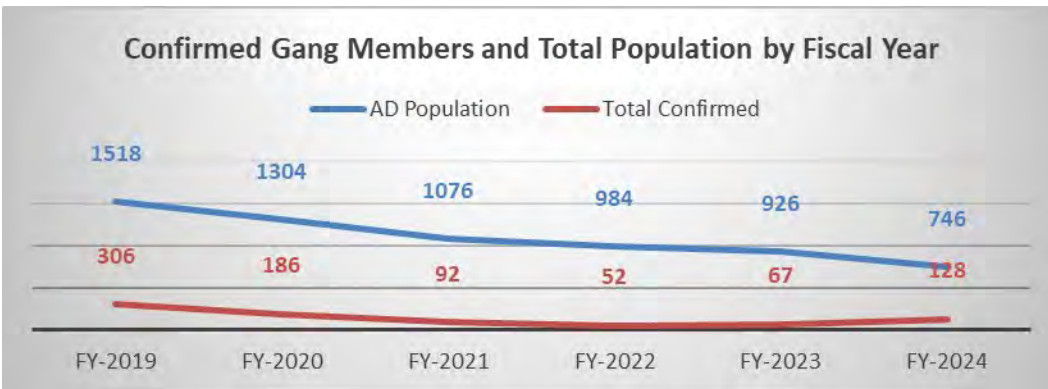


Chart 2: This chart compares the total number of OIG confirmed gang members in comparison to the overall TJJD population by year.



Chart 3: This chart demonstrates the number of Level II hearings held on OIG confirmed gang members as a percentage of those hearing held. A Level II hearing is a TJJD due process hearing for a major rule violation such as assault.



Chart 4: This chart demonstrates the number of Level II due process hearing held on OIG confirmed gang members as compared to that of the general TJJD population.