



FY2022 OIG Security Intelligence Information

Executive Summary: According to the Texas Department of Public Safety (TxDPS) 2018 Annual Texas Gang Threat Assessment, gangs and organized criminal enterprises are responsible for high levels of violence throughout the state, such as murder, sex trafficking, armed robbery, and aggravated assault. Texas gangs are heavily involved in the trafficking of methamphetamines, heroin, cocaine, and marijuana, and will often work with each other regardless of race or ideology in order to profit from the trafficking of drugs. The Office of Inspector General (OIG) investigates allegations of gang and organized criminal activity at state facilities or programs operated by the Texas Juvenile Justice Department (TJJD). The OIG attempts to identify and confirm gang affiliation and membership according to the guidelines provided in the Texas Code of Criminal Procedure, as well as determine if any criminal, critical, or serious incidents were motivated or caused by gang membership or affiliation. Though juvenile gangs in the TJJD correctional environment may take inspiration from some street or adult related criminal activity, the gang culture in TJJD is unique and differs in the types of criminal activity as well as the severity of the offenses. This report is an overview of the gangs found in TJJD, as well their membership, and types of activity.

Level	Texas Department of Public Safety (DPS) (2018)	Texas Juvenile Justice Department (TJJD) (2022)	Texas Department of Criminal Justice (TDCJ) (2020)
Tier 1	Tango Blast and Tango cliques		
	Texas Mexican Mafia		Texas Mexican Mafia
	Mara Salvatrucha (MS-13)	MS-13 (3)	
	Barrio Azteca		Barrio Azteca
Tier 2	Bloods	Bloods (13)	Bloods
	Aryan Brotherhood of Texas		Aryan Brotherhood of Texas
	Texas Syndicate		Texas Syndicate
	Latin Kings		
	Surenos (Sur-13)		
	Crips	Crips (23)	Crips
	Texas Chicano Brotherhood		Texas Chicano Brotherhood
	Gangster Disciples	Gangster Disciples (3)	
	Aryan Circle		Aryan Circle
Bandidos (OMG)			
Tier 3	Hermanidad de Pistoleros Latinos' (HPL)		Hermanidad de Pistoleros Latinos' (HPL)
	Partido Revolucionario Mexicano (PRM)		Partido Revolucionario Mexicano (PRM)
	Paisas Mexicles		
	Kinfolk (MG)		
	18 Street		

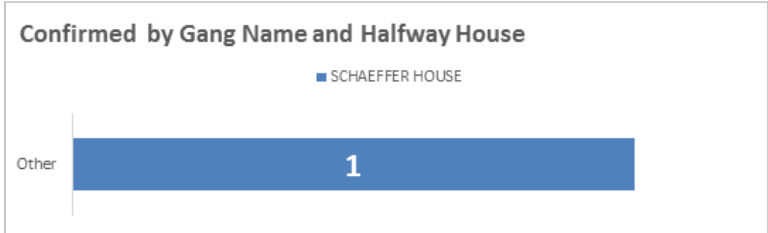


FY2022 OIG Security Intelligence Information

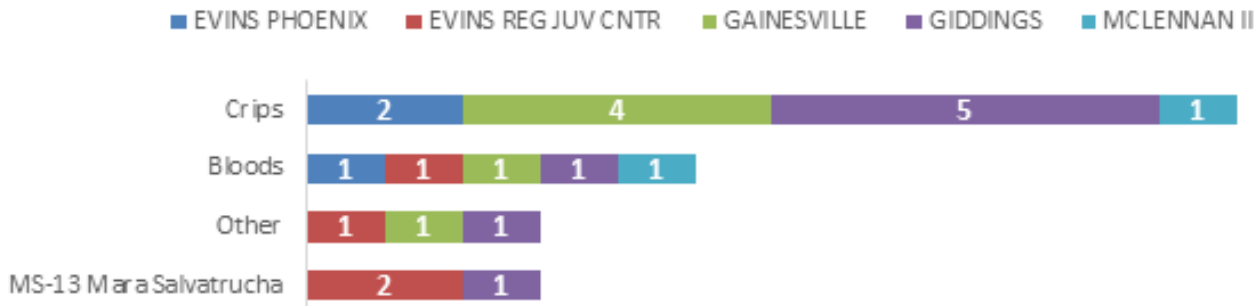
Gang Name	Confirmed Members	Percentage
Bloods	13	25%
Crips	23	44%
Gangster Disciples	3	6%
MS-13 Mara Salvatrucha	3	6%
Other	10	19%
Grand Total	52	100%

Analysis: Two criminal Tier II street gangs (Bloods, and the Crips) account for almost 70% of the confirmed gang members in TJJJ facilities and programs. Less than one quarter of the OIG confirmed gang members belong to a gang that is not in Tier I-III.

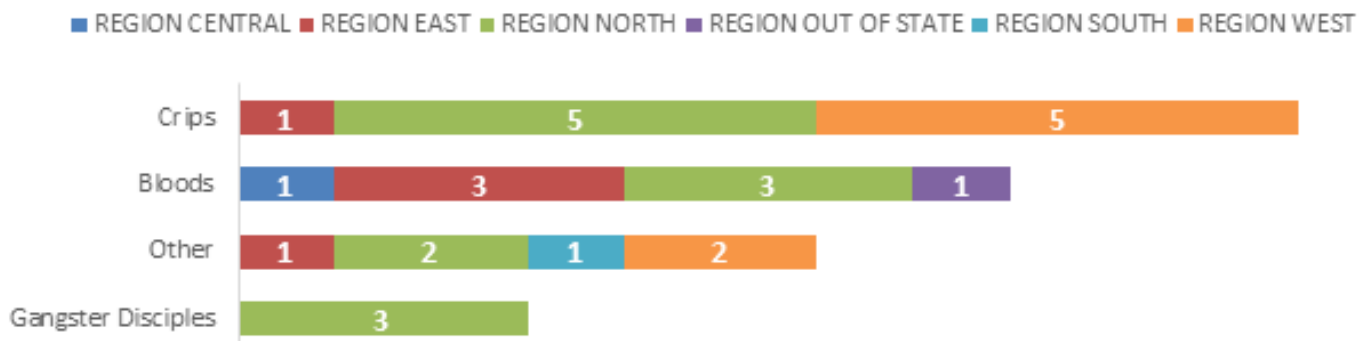
Analysis: These charts demonstrate the location and assignment of OIG confirmed gang members in secure facilities, halfway houses, and on parole. No one specific facility houses gang members.



Confirmed by Gang Name and Facility



Confirmed by Gang Name and Parole Area

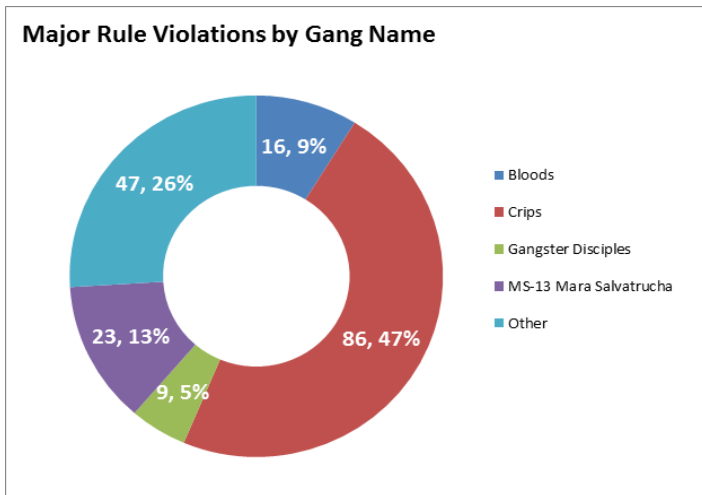




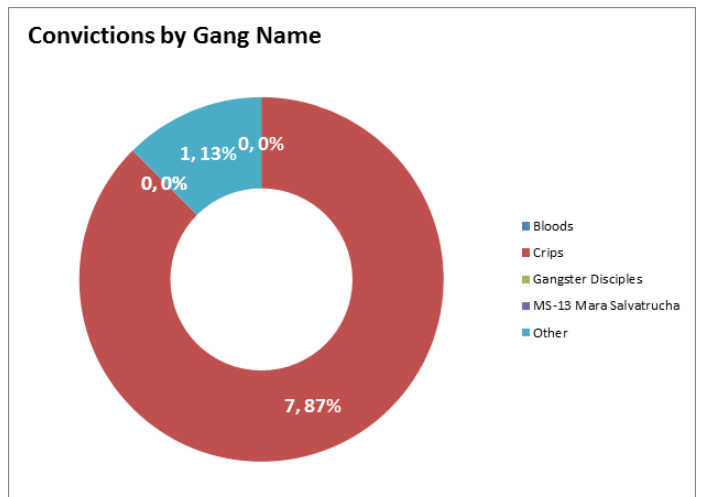
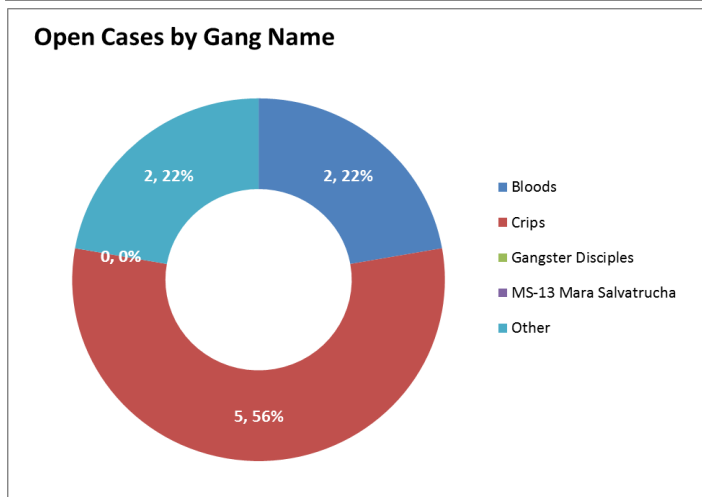
FY2022 OIG Security Intelligence Information

Gang Names	LVL2	Opened Cases	Cases Involved	Convictions	Confirmed Members
Bloods	7	2	12	0	13
Crips	28	15	42	7	23
Gangster Disciples	2	2	4	0	3
MS-13 Mara Salvatrucha	6	0	4	0	3
Other	11	2	12	1	10
Grand Total	54	21	74	8	52

Note: During this timeframe, the TJJJ population accumulated 4,143 Major Rule Violations that were proven in a TJJJ Level II hearing, which is a due process administrative hearing conducted by a hearing specialist or case manager. Gang members confirmed by the OIG Security Intelligence Program accounted for 1% of those violations.



Note: Major violations include assaultive behavior on juvenile corrections staff or other TJJJ committed juveniles. It also could include sexual misconduct, robbery, theft, burglary, or possession of contraband such as a weapon or drugs. The OIG opens criminal investigations on many of these types of incidents, and presents criminal cases to the Special Prosecution Unit (SPU).





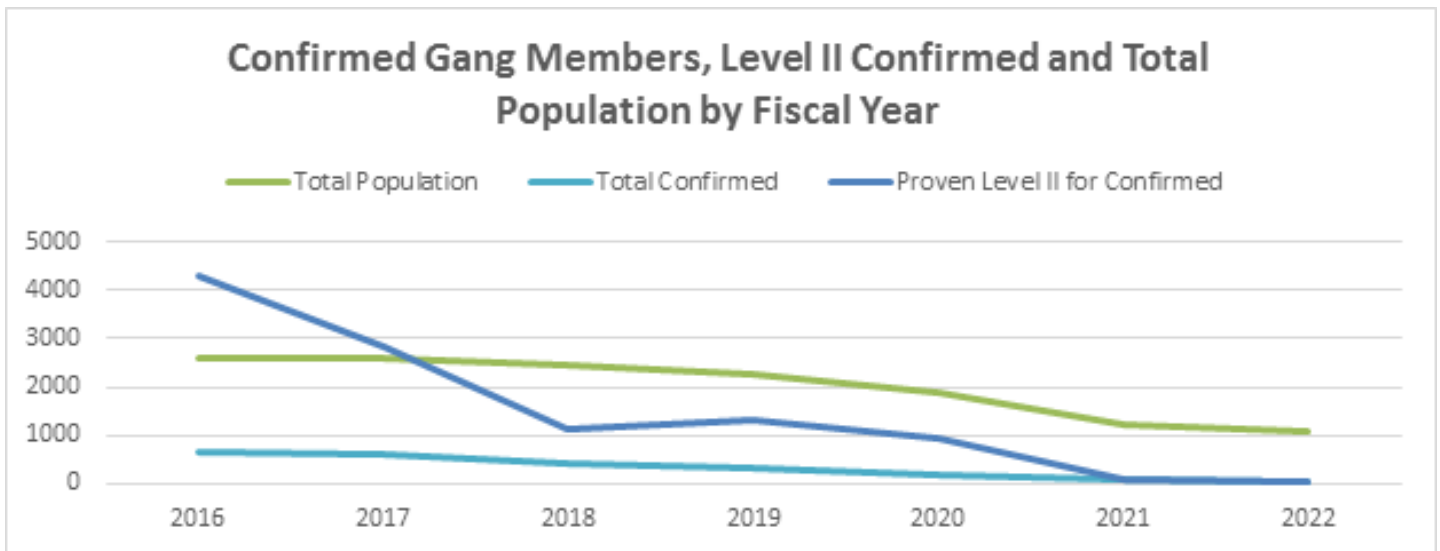
FY2022 OIG Security Intelligence Information

TJJJ Gang Trends

The TJJJ Gang trends are based on the populations (in secure facilities, halfway houses, and those that have transitioned to parole) that were under the care of TJJJ during the fiscal year listed. This chart includes all TJJJ committed juvenile offenders regardless of their length of stay or commitment status. **NOTE:** These numbers also include those TJJJ committed juvenile offenders that were or on abscond/escape status, on furlough, in detention/jail, or out of state.

Fiscal Year	Total Population	Total Confirmed	Proven Level II for Total Population	Proven Level II for Confirmed
2016	2586	636	9407	4279
2017	2595	593	7772	2838
2018	2455	402	4895	1101
2019	2278	306	5652	1291
2020	1896	186	6819	921
2021	1198	92	5531	76
2022	1093	52	4143	54

Note: Thirty-five confirmed gang affiliated offenders have been discharged from TJJJ during fiscal year 2022 as of the time of this report.



Since 2016 there has been a significant decline in the number of sustained Level II due process hearings involving OIG confirmed gang members. That decline diminished in 2018, and has remained relatively proportional to the TJJJ population.



FY2022 OIG Security Intelligence Information

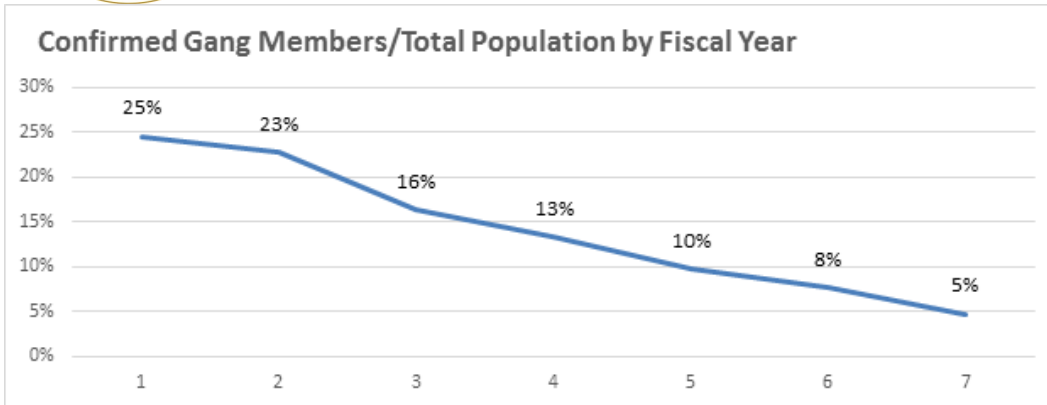


Chart 1: This chart depicts the total number of OIG confirmed gang members in TJJJ programs as a percentage of the population in secure facilities, halfway houses, and on parole.

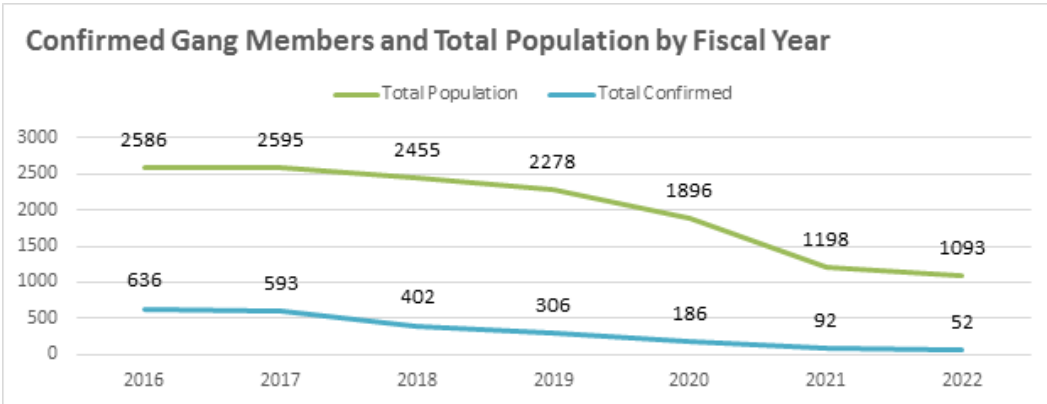


Chart 2: This chart compares the total number of OIG confirmed gang members in comparison to the overall TJJJ population by year.

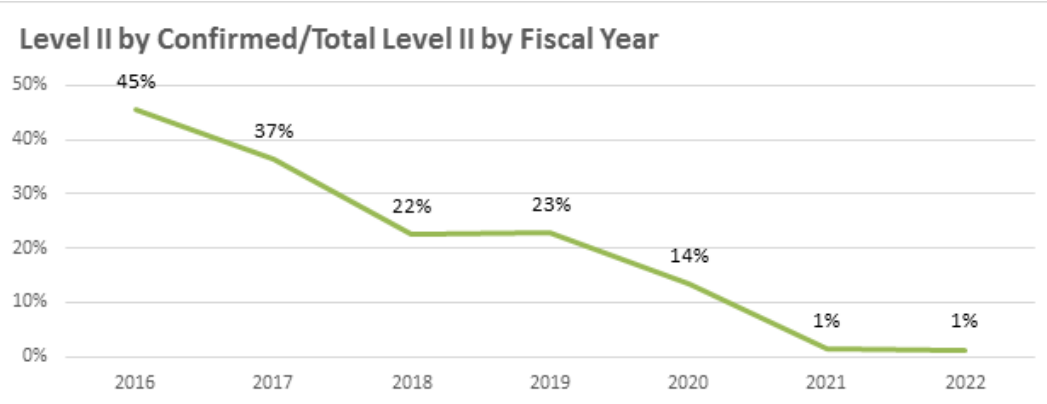


Chart 3: This chart demonstrates the number of Level II hearings held on OIG confirmed gang members as a percentage of those hearings held. A Level II hearing is a TJJJ due process hearing for a major rule violation such as assault.

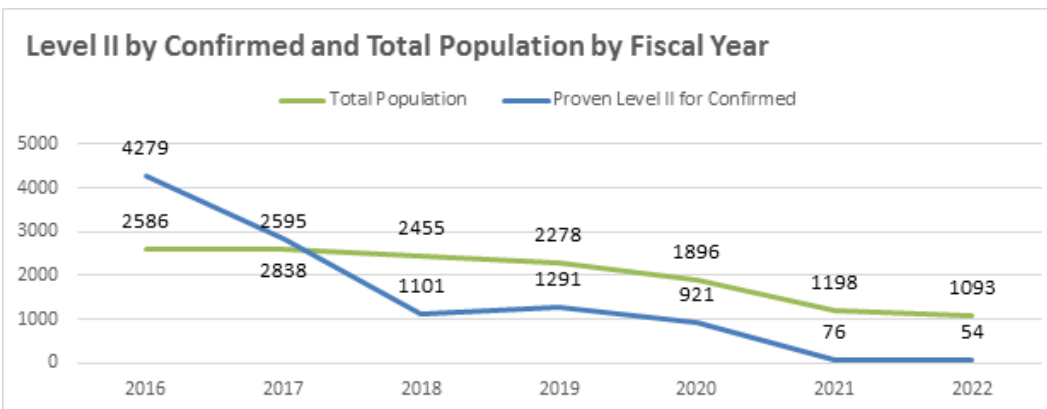


Chart 4: This chart demonstrates the number of Level II due process hearings held on OIG confirmed gang members as compared to the general TJJJ population.



FY2022 OIG Security Intelligence Information

Conclusion:

The OIG peace officers assigned to security intelligence that evaluate organized criminal activity and gang behavior continue to identify Tier II gang members in the TJJJ secure facilities. Much of the gang activity utilized in the OIG gang confirmation process occurred prior to TJJJ commitment. The number of OIG confirmed gang members has declined just as the overall TJJJ population has also declined. While only representing approximately eight percent of the total TJJJ population, OIG confirmed gang members account for approximately one percent of the Level II due process hearings in secure facilities for major rule violations in fiscal year 2022. The analysis in this report does not include suspected gang members at TJJJ facilities. At any given time, the total number of suspected gang members missing one or more confirmation criteria is approximately one and one half times the total number in the confirmed gang population. The OIG security intelligence staff continue to see an institutional behavior unlike traditional street gangs. More specifically, confirmed gang members in TJJJ from different street gangs, of what would normally be rival street gangs, sometimes collaborate with each other on their assigned dorms. This collaboration could be for protection or other delinquent or criminal conduct.

In order to reduce the impact of gang related activity and membership, collaboration between the OIG and TJJJ facility operations is critical. TJJJ could implement treatment programming for confirmed gang members identified by OIG, thereby potentially reducing the gang members involvement in major rule violations. Even more important, potentially reducing their participation in criminal and delinquent conduct necessitating an OIG investigation and referral to the Special Prosecution Unit for formal charges.