



2020 OIG Security Intelligence Information

Executive Summary: According to the Texas Department of Public Safety (TxDPS) 2018 Annual Texas Gang Threat Assessment, gangs and organized criminal enterprises are responsible for high levels of violence throughout the state, such as murder, sex trafficking, armed robbery, and aggravated assault. Texas gangs are heavily involved in the trafficking of methamphetamines, heroin, cocaine, and marijuana, and will often work with each other regardless of race or ideology in order to profit from the trafficking of drugs. The Office of the Inspector General (OIG) investigates allegations of gang and organized criminal activity at state facilities or programs operated by the Texas Juvenile Justice Department (TJJD). The OIG attempts to identify and confirm gang affiliation and membership according to the guidelines provided in the Texas Code of Criminal Procedure, as well as determine if any criminal, critical, or serious incidents were motivated or caused by gang membership or affiliation. Though juvenile gangs in the TJJD correctional environment may take inspiration from some street or adult related criminal activity, the gang culture in TJJD is unique and differs in the types of criminal activity as well as the severity of the offenses. This reports is an overview of the gangs found in TJJD, as well their membership, and types of activity.

Level	Texas Department of Public Service (DPS)	Texas Juvenile Justice Department (TJJD)	Texas Department of Criminal Justice (TDCJ)
Tier 1	Tango Blast and Tango cliques		
	Texas Mexican Mafia		Texas Mexican Mafia
	Mara Salvatrucha (MS-13)		
	Barrio Azteca		Barrio Azteca
Tier 2	Bloods	Bloods (56)	Bloods
	Aryan Brotherhood of Texas		Aryan Brotherhood of Texas
	Texas Syndicate		Texas Syndicate
	Latin Kings	Latin Kings (5)	
	Surenos (Sur-13)	Surenos (Sur-13) (16)	
	Crips	Crips (61)	Crips
	Texas Chicano Brotherhood	Texas Chicano Brotherhood (7)	Texas Chicano Brotherhood
	Gangster Disciples	Gangster Disciples (14)	
	Aryan Circle		Aryan Circle
	Bandidos (OMG)		
Tier 3	Hermandad de Pistoleros Latinos' (HPL)		Hermandad de Pistoleros Latinos' (HPL)
	Partido Revolucionario Mexicano (PRM)		Partido Revolucionario Mexicano (PRM)
	Paisas Mexicles		
	Kinfolk (MG)		
	18 Street		

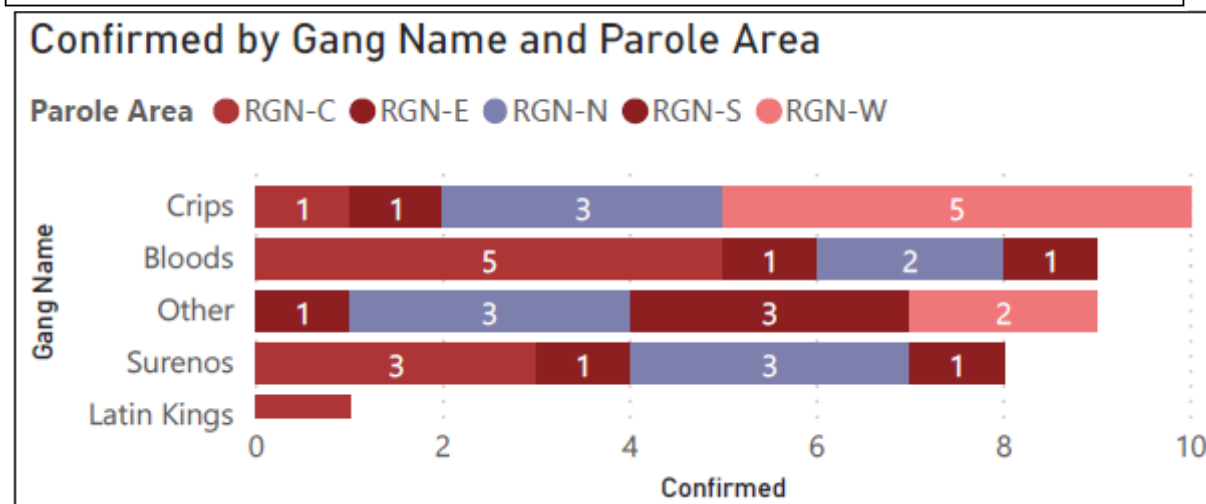
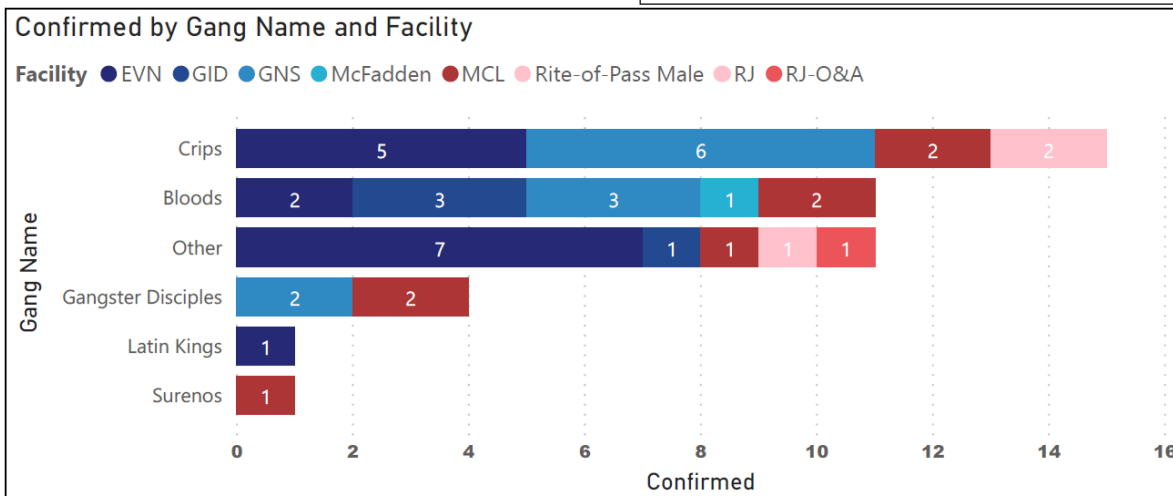
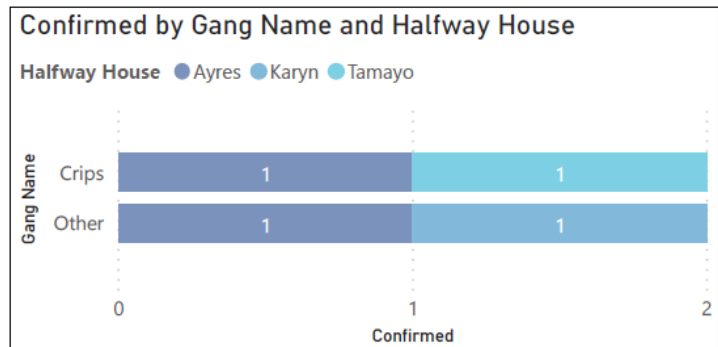


2020 OIG Security Intelligence Information

Gang Name	Confirmed Gang Mem	Confirmed %
Bloods	20	23.81%
Crips	27	32.14%
Gangster Disciples	4	4.76%
Latin Kings	2	2.38%
Other	22	26.19%
Surenos	9	10.71%
Total	84	100.00%

Analysis: Two criminal Tier II street gangs (Bloods, and the Crips) account for more than half of the confirmed gang members in TJJD facilities and programs. One quarter of the OIG confirmed gang members belong to a gang that is not in Tier I-III.

Analysis: These charts demonstrate the location and assignment of OIG confirmed gang members in secure facilities, halfway houses, and on parole. No one specific facility houses gang members, though Gainesville and Evins do house more.



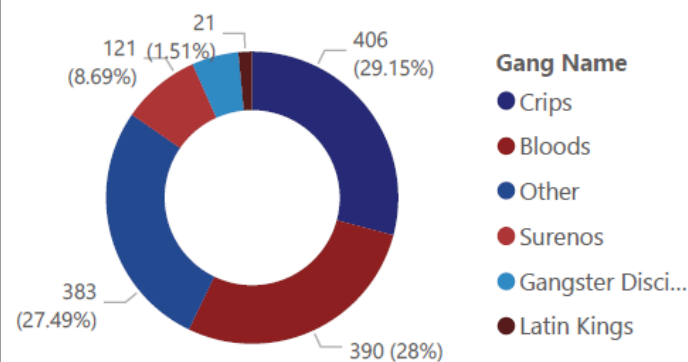


2020 OIG Security Intelligence Information

Gang Name	Level II Proven	Open Cases	Convictions	Count of Confirmed
Surenos	121	23	1	9
Other	383	46	1	22
Latin Kings	21	8	1	2
Gangster Disciples	72	3	0	4
Crips	406	98	7	27
Bloods	390	57	1	20
Total	1393	235	11	84

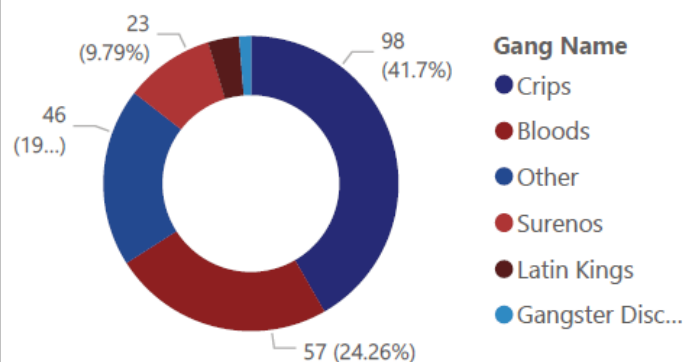
Note: During this timeframe, the TJJJD population accumulated 10,035 Major Rule Violations that were proven in a TJJJD Level II hearing which is a due process administrative hearing conducted by a hearing specialist or case manager. Gang members confirmed by the OIG Security Intelligence Program accounted for 14% of those violations.

Major Rule Violations by Gang Name

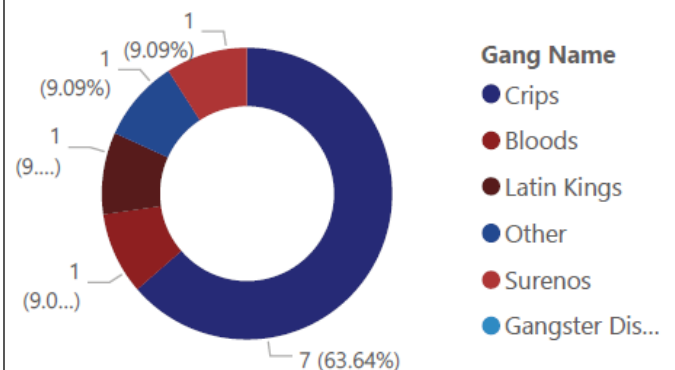


Note: Major violations include assaultive behavior on juvenile corrections staff or other TJJJD committed juveniles. It also could include sexual misconduct, robbery, theft, burglary, or possession of contraband such as a weapon or drugs. The OIG opens criminal investigations on many of these types of incidents, and presents criminal cases to the Special Prosecution Unit (SPU).

Open Cases by Gang Name



Convictions by Gang Name





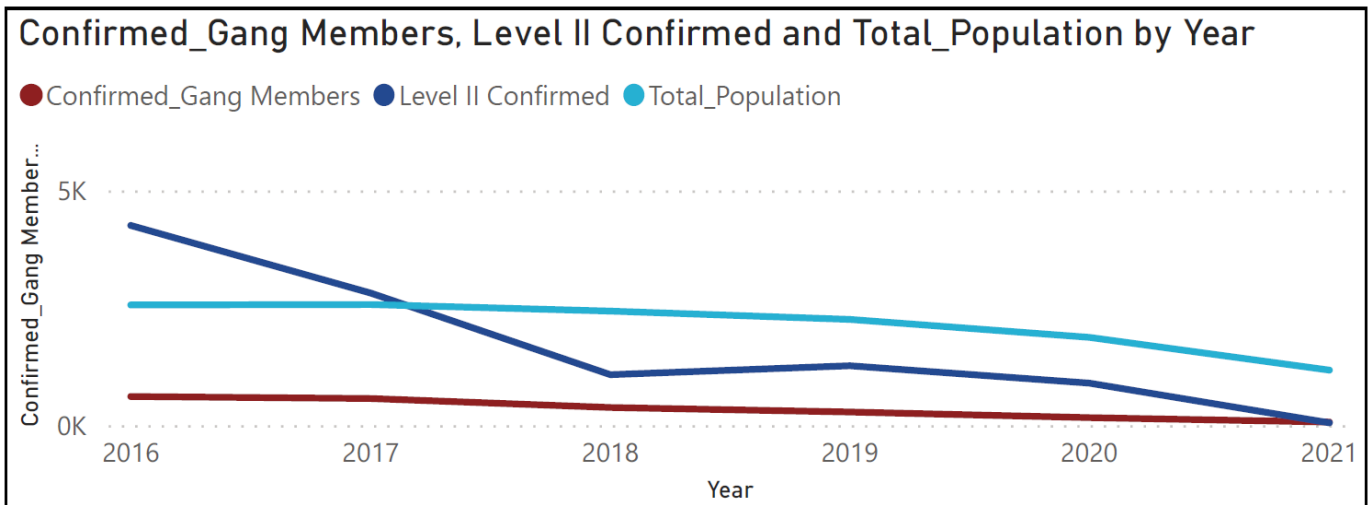
2020 OIG Security Intelligence Information

TJJD Gang Trends

The TJJD Gang trends are based on the populations (in secure facilities, halfway houses, and those that have transitioned to parole) that were under the care of TJJD during the fiscal year listed. This chart includes all TJJD committed juvenile offenders regardless of their length of stay or commitment status. **NOTE:** These numbers also include those TJJD committed juvenile offenders that were or on abscond/escape status, on furlough, in detention/jail, or out of state.

Year	Level II Confirmed	Confirmed_Gang Members	Total_Population	Total Level II's
2016	4279	636	2586	9407
2017	2838	593	2595	7772
2018	1101	402	2455	4895
2019	1291	306	2278	5652
2020	921	186	1896	6819
2021	76	92	1198	865
Total	10506	2215	13008	35410

Note: Five confirmed gang affiliated offenders have been discharged from TJJD during fiscal year 2021 as of the time of this



Since 2016 there has been a significant decline in the number of sustained Level II due process hearings involving OIG confirmed gang members. That decline diminished in 2018, and has remained relatively proportional to the TJJD population.



2020 OIG Security Intelligence Information

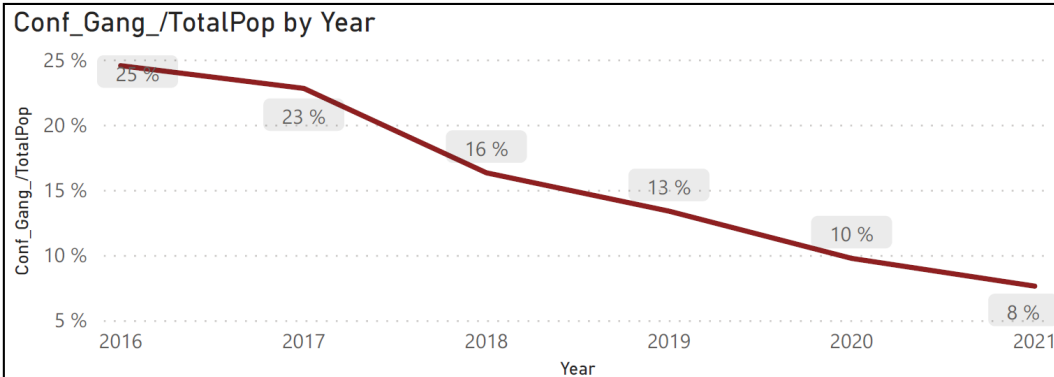


Chart 1: This chart depicts the total number of OIG confirmed gang members in TJJD programs as a percentage of the population in secure facilities, halfway houses, and on parole.

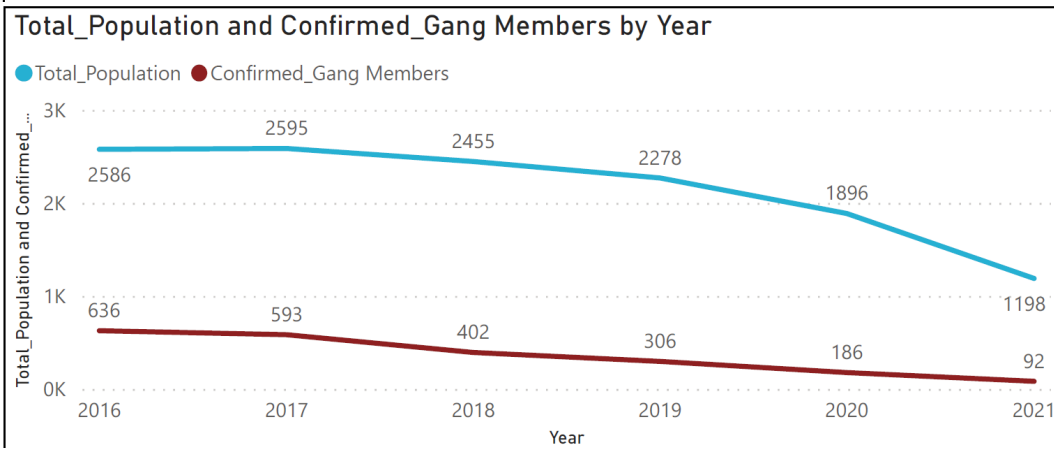


Chart 2: This chart compares the total number of OIG confirmed gang members in comparison to the overall TJJD population by year.

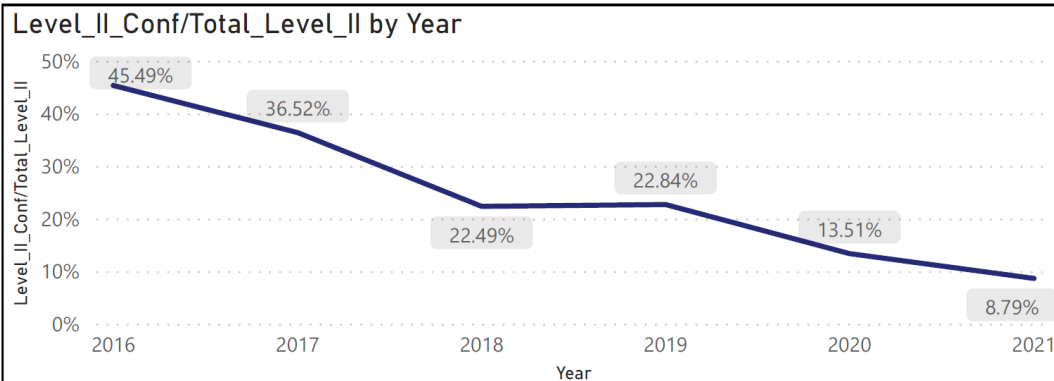


Chart 3: This chart demonstrates the number of Level II hearings held on OIG confirmed gang members as a percentage of those hearing held. A Level II hearing is a TJJD due process hearing for a major rule violation such as assault.

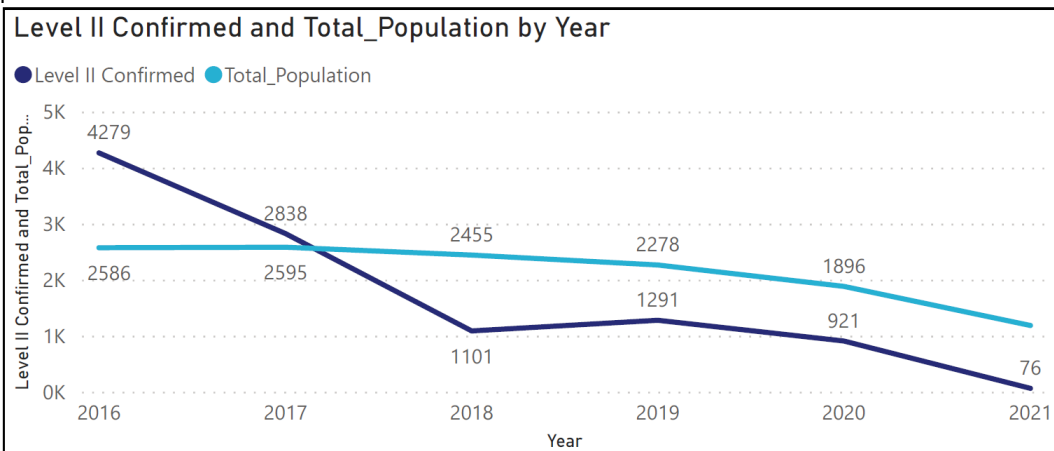


Chart 4: This chart demonstrates the number of Level II due process hearing held on OIG confirmed gang members as compared to the general TJJD population.



2020 OIG Security Intelligence Information

Conclusion:

The OIG peace officers assigned to security intelligence that evaluate organized criminal activity and gang behavior continue to identify Tier II gang members in the TJJJ secure facilities. Much of the gang activity utilized in the OIG gang confirmation process occurred prior to TJJJ commitment. The number of OIG confirmed gang members has declined just as the overall TJJJ population has also declined. While only representing approximately 10% of the total TJJJ population, OIG confirmed gang members account for approximately 13.5% of the Level II due process hearings in secure facilities for major rule violations in fiscal year 2020. The analysis in this report does not include suspected gang members at TJJJ facilities. At any given time, the total number of suspected gang members missing one or more confirmation criteria is approximately the same as the total number in the confirmed gang population. The OIG security intelligence staff continue to see an institutional behavior unlike traditional street gangs. More specifically, confirmed gang members in TJJJ from different street gangs, of what would normally be rival street gangs, sometimes collaborate with each other on their assigned dorms. This collaboration could be for protection or other delinquent or criminal conduct.

In order to reduce the impact of gang related activity and membership, collaboration between the OIG and TJJJ facility operations is critical. TJJJ could implement treatment programming for confirmed gang members identified by OIG, thereby potentially reducing the gang members involvement in major rule violations. Even more important, potentially reducing their participation in criminal and delinquent conduct necessitating an OIG investigation and referral to the Special Prosecution Unit for formal charges.