



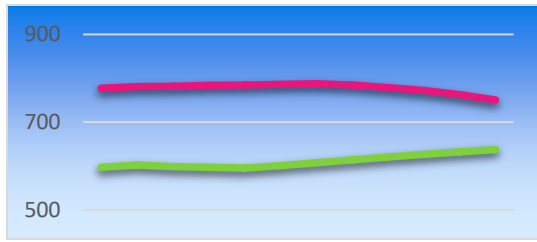
Office of Inspector General at TJJJ Operations Summary FY 2021



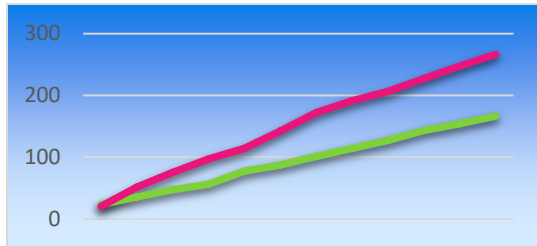
Fiscal Year 2020 —

Fiscal Year 2021 —

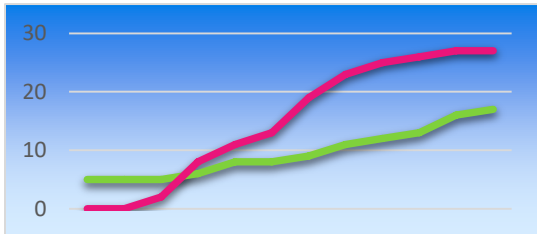
Population of State Secure Facilities (ADP)



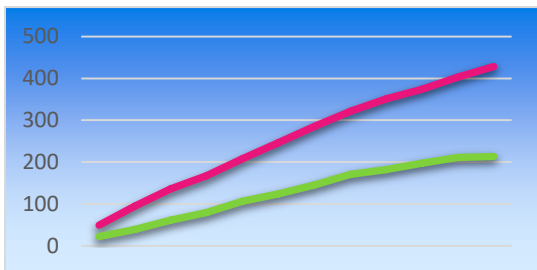
Sept Aug
Diversions (Cumulative) – 166 in FY21



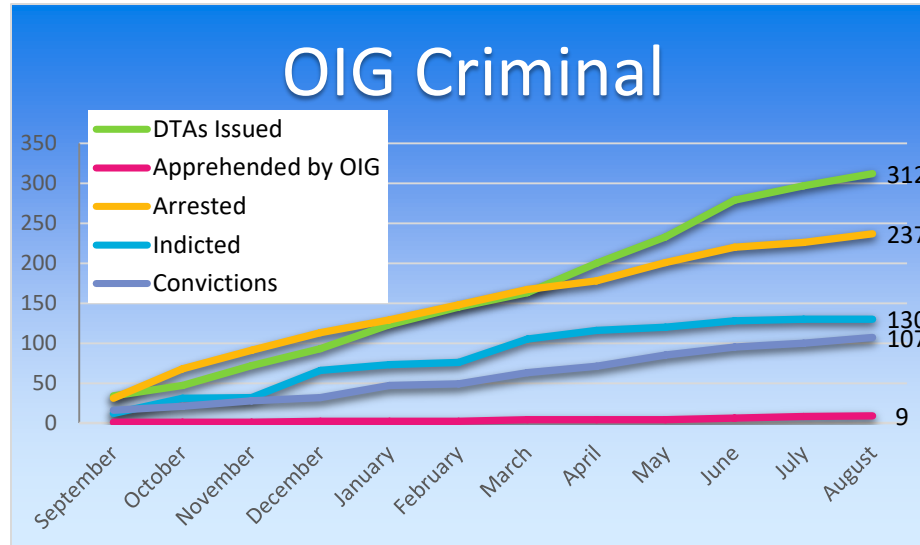
Sept Aug
Contract Care Investigations (Cumulative) – 17 in FY21



Sept Aug
County Investigations (Cumulative) – 213 in FY21



Sept Aug



Executive Summary

During FY 2021, the COVID-19 pandemic continued to significantly impact OIG operations in the area of investigations and uniformed security operations. TJJJ staffing levels at the secure facilities remained a significant area of concern. Violence directed against staff and sexual misconduct by TJJJ staff and contractors, as well as other juveniles, continued to be the major focus of OIG criminal investigative resources. The OIG arrested TJJJ staff from four of the five state secure facilities for sexual misconduct, as well as one from a TJJJ contract care facility. OIG also observed increases in the number of administrative sexual misconduct (ANE-Abuse, Neglect, and Exploitation) investigations opened as well as the number of sustained administrative inappropriate relationships/sexual misconduct investigations of in three of the four quarters of FY 2021.

Staff Sex Cases (Arrests)

- State - 6
- County - 0
- Contract - 2

Abuse by Staff/Excessive UoF

- State - 162
- County - 188
- Contract - 2

Staff Discipline

- State - 45
- 24 Terminated
- 12 Probations
- 1 Suspension
- 1 Reprimand
- 5 Retrained
- 2 Demotions
- County - 63
- 16 Revocations
- 47 Suspensions
- Contract Care - 1
- 1 Termination

OIG Personnel

- FTE Positions-116 (122)
- Peace Officers -55
- Non-Commissioned Investigators - 10
- Security Officers -40
- Telecommunications Specialist -7
- Support - 4



Office of Inspector General at TJJJ

Operations Summary FY 2021



INVESTIGATIVE SUMMARY

Criminal Investigations for FY2021

Opened	1,430
Closed	1,455

Types of OIG Major Criminal Investigations

Sexual Misconduct & Abuse	208
Narcotics & Contraband	48
Abuse of Office	48
Assaults on Public Servants (including Harassment)	514
Gang Intelligence	280

OIG Arrests & Prosecutions by the Special Prosecutions Unit

Arrests	237
Staff Arrests	8
Cases Submitted for Prosecution	316
Indictments	130
Convictions	107
Dismissals	13

OIG County & Contract Care Abuse, Neglect, & Exploitation Inv.

Serious Incidents reported by Co. & Contract Facilities	506
Sexual Abuse Contact	20
Sexual Abuse Non – Contact	45
Physical Abuse – Restraint (Physical & Mech.)	133
Physical Abuse (Serious Phys. & Non-Restraint)	55

Juvenile Probation & Supervision Officer Certifications in Texas

Juvenile Officer Certifications in Texas (at end of Q4)	6,102
Probation Officers	2,449
Juvenile Supervision Officers	3,534
Community Activity Officers	119

LEGISLATIVE PERFORMANCE MEASURES

INCIDENT REPORTING CENTER (IRC)

Established by the Legislature, the OIG operates a 24-hour hotline on behalf of the Department for complaint calls from the juveniles, family, and staff of juvenile facilities and programs in Texas. The number of calls received by the IRC increased significantly over the past year. The IRC was used by juvenile programs in Texas to report COVID-19 infections of staff and juveniles during the pandemic, and to notify departments of TJJJ placement holds. (EXCEPTIONAL ITEM REQUEST – IRC enhancements based on SAO audit)

FY 2020	32,064	FY 2021	39,967	Proj. 2022	46,327
----------------	---------------	----------------	---------------	-------------------	---------------

CRIMINAL INVESTIGATIONS

Also established by the Legislature, the OIG is charged with the responsibility of investigating criminal activity at state and contract care facilities, by juveniles, staff, volunteers, and contractors. The number of investigations closed during the fiscal year decreased slightly. (EXCEPTIONAL ITEM REQUEST – Restore 5%)

FY 2020	2,635	FY 2021	1,430	Proj. 2022	1,070
----------------	--------------	----------------	--------------	-------------------	--------------

CHILD ABUSE CLAIMS INVESTIGATED

FY 2020	387	FY 2021	313	Proj. 2022	223
----------------	------------	----------------	------------	-------------------	------------

NUMBER OF COMPLETED ADMINISTRATIVE INVESTIGATIONS

FY 2020	624	FY 2021	515	Proj. 2022	1,191
----------------	------------	----------------	------------	-------------------	--------------

DIRECTIVES TO APPREHEND

FY2020 Arr. by OIG	10	FY2021 Arr. by OIG	9	PROJ. 2022	16
TJJJ Issued DTA	312	Arrested by other law enforcement		202	