

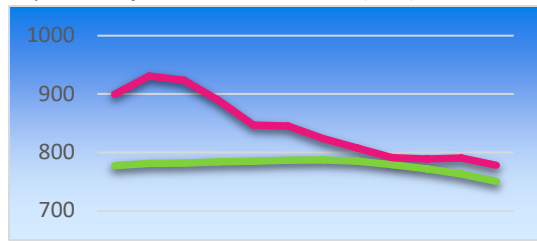


Office of Inspector General at TJJJ Operations Summary FY 2020

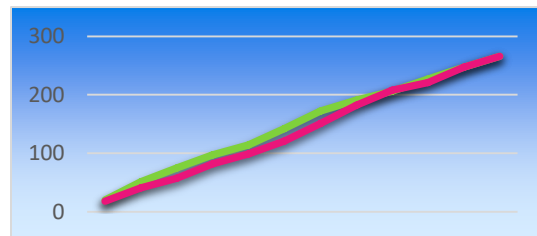


Fiscal Year 2019 —
Fiscal Year 2020 —

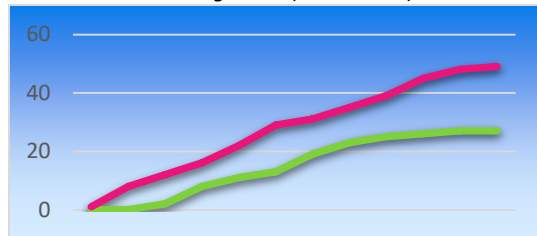
Population of State Secure Facilities (ADP)



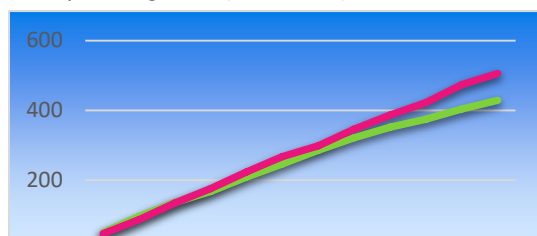
Sept Aug
Divisions (Cumulative) – 266 in FY20



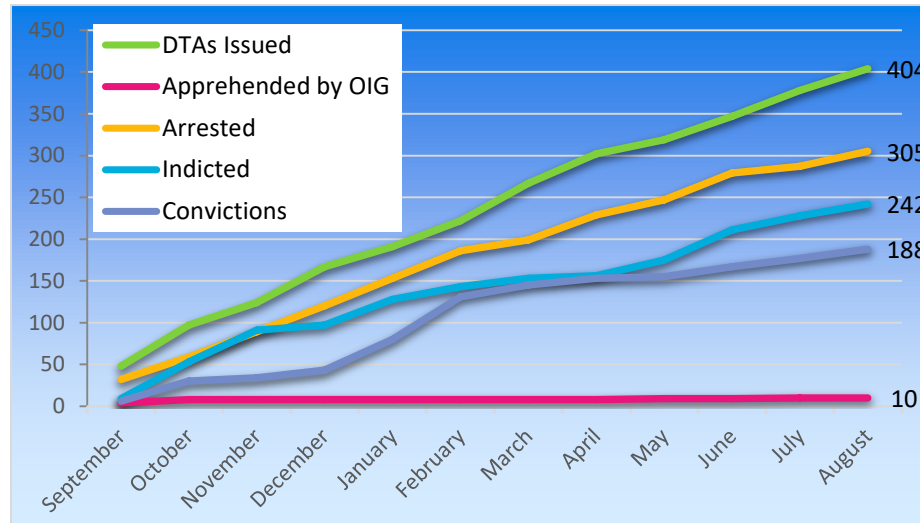
Sept Aug
Contract Care Investigations (Cumulative) – 27 in FY20



Sept Aug
County Investigations (Cumulative) – 428 in FY20



Sept Aug



Executive Summary

During FY 2020 and the COVID-19 pandemic, the number of OIG criminal and administrative investigations declined. Violence directed against staff continued to be a major concern and the focus of OIG criminal investigations with monthly injuries rates from aggression and restraints climbing slightly higher than 2019. However, with the lower population in state secure juvenile confinement, the actual number and overall costs of TJJJ Worker Compensation claims declined in 2020. The OIG submitted more cases to the Special Prosecutions Unit for consideration of charges in 2020. The number of OIG arrests remained relatively similar to 2019; however, the number of indictments more than doubled in 2020. The number of convictions and adjudications also rose dramatically.

Staff Sex Cases (Arrests)

- State - 10
- County - 3
- Contract - 3

Abuse by Staff/Excessive UoF

- State - 163
- County - 252
- Contract - 2

Staff Discipline

- State - 5
- 2 Terminated
- 18 Probation
- 2 Reprimands
- 2 Reprimands
- County - 84
- 30 Revocations
- 50 Suspensions
- 4 Letters of Reprimand
- Contract Care - 18
- 6 Terminations
- 4 Suspensions
- 4 Write-ups
- 4 Re-trained

OIG Personnel

- FTE Positions-116 (122)
- Peace Officers -52
- Non-Commissioned Investigators - 10
- Security Officers -43
- Telecommunications Specialist -7
- Support - 4



Office of Inspector General at TJJD Operations Summary FY 2020



INVESTIGATIVE SUMMARY

Criminal Investigations for FY2020

Opened	1,719
Closed	2,635

Types of OIG Major Criminal Investigations

Sexual Misconduct & Abuse	161
Narcotics & Contraband	88
Abuse of Office	73
Assaults on Public Servants (including Harassment)	612
Gang Intelligence	261

OIG Arrests & Prosecutions by the Special Prosecutions Unit

Arrests	305
Staff Arrests	16
Cases Submitted for Prosecution	442
Indictments	242
Convictions	188
Dismissals	38

OIG County & Contract Care Abuse, Neglect, & Exploitation Inv.

Serious Incidents reported by Co. & Contract Facilities	827
Sexual Abuse Contact	19
Sexual Abuse Non – Contact	26
Physical Abuse – Restraint (Physical & Mech.)	156
Physical Abuse (Serious Phys. & Non-Restraint)	96

Juvenile Probation & Supervision Officer Certifications in Texas

Juvenile Officer Certifications in Texas (at end of Q4)	6,361
Probation Officers	2,493
Juvenile Supervision Officers	3,734
Community Activity Officers	134

LEGISLATIVE PERFORMANCE MEASURES

INCIDENT REPORTING CENTER (IRC)

Established by the Legislature, the OIG operates a 24-hour hotline on behalf of the Department for complaint calls from the juveniles, family, and staff of juvenile facilities and programs in Texas. The number of calls received by the IRC increased significantly over the past year. The IRC was used by juvenile programs in Texas to report COVID-19 infections of staff and juveniles during the pandemic, and to notify departments of TJJD placement holds. (EXCEPTIONAL ITEM REQUEST – IRC enhancements based on SAO audit)

FY 2019	26,612	FY 2020	32,064	Proj. 2021	37,516
----------------	---------------	----------------	---------------	-------------------	---------------

CRIMINAL INVESTIGATIONS

Also established by the Legislature, the OIG is charged with the responsibility of investigating criminal activity at state and contract care facilities, by juveniles, staff, volunteers, and contractors. The number of investigations closed during the fiscal year decreased slightly. (EXCEPTIONAL ITEM REQUEST – Restore 5%)

FY 2019	3,573	FY 2020	2,635	Proj. 2021	3,316
----------------	--------------	----------------	--------------	-------------------	--------------

CHILD ABUSE CLAIMS INVESTIGATED

FY 2019	445	FY 2020	402	Proj. 2021	450
----------------	------------	----------------	------------	-------------------	------------

NUMBER OF COMPLETED ADMINISTRATIVE INVESTIGATIONS

FY 2019	1,705	FY 2020	1,457	Proj. 2021	1,400
----------------	--------------	----------------	--------------	-------------------	--------------

DIRECTIVES TO APPREHEND

FY2019 Arr. by OIG	28	FY2020 Arr. by OIG	10	PROJ. 2021	9
TJJD Issued DTA	404	Arrested by other law enforcement		258	